





HORSECOTE® HARDWARE For Non-Conductive Coated Wire



PRODUCT NAME **JWI CODE**

- A. Donut Tensioner*** JWDT
The quickest tighteners available - no stripping or crimping needed. This no saw tooth design is safer for horses and riders. Comes with 2 Stainless Steel Locking Pins.
 - B. Joining Buckle*** JWCWJB
A quick, secure method to join coated wires without stripping or crimping.
 - C. Straight Attaching Buckle*** JWLCAB
Use for straight pull, or on square posts or buildings.
 - D. Pre-Bent 45° Attaching Buckle*** JWLCAB-45
Assists in alignment with line posts and reduces possible post rotation. For use on all end and gate posts. 45° PROVIDES CORRECT MOUNTING POSITION (end and gate posts).
- Attaching Options for Non-Insulated Buckles (C) and (D)**

		
1	2	3

 - 1.** Lag Screw and Washer
 - 2.** Four - Wide Shoulder Hex Head Drive Screws
 - 3.** Two - 2" (51mm) barbed staples
- E. Inside Corner Insulator with Hex Head**** JWIC
Made of heavy duty materials for a long lasting, professional installed look! For up to 90° on an inside corner. SIZE: .4375" x 4" (10mm x 100mm)
 - F. Lag Screw**** LAG-4
SIZE: .5" x 4" (12mm x 100mm)

For More Details, Tips & Techniques on Building Fences, Please visit our website: www.horserail.com

Options for Installing the Donut Tensioner



Extended Handle Ratchets

- Used for a "One-Man" Installation Process
- Use 2" (51mm) size for Donut Tensioners
 - Includes safety pin



Long Handle Ratchets

- Used for a "Two-Man" Installation Process
- Comes in 18" (457mm) and 24" (610mm) lengths
 - Two ratchets required

* Hot Dipped Galvanized + Powder Coated (Double Coated for superior weather resistance). Available in White, Black and Brown.

** Hot Dipped Galvanized.



Just - buckle it up!

