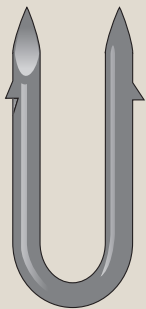


STAPLE INSTALLATION

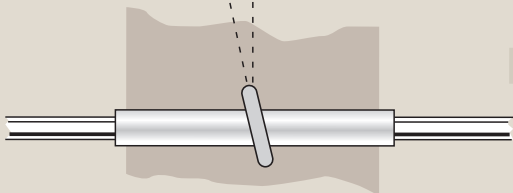
LEFT SLICED STAPLE

Exposed cut surface on left side, lean 10° left for maximum holding



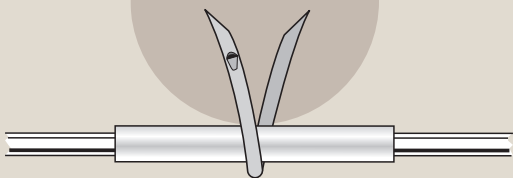
CORRECT ANGLE

10° Max.



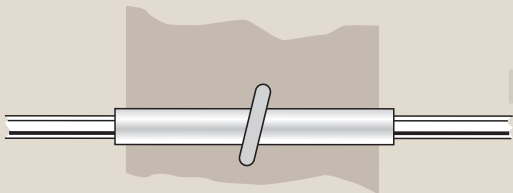
FRONT VIEW

Results In...
STRONG
HOLDING POWER



TOP VIEW

INCORRECT ANGLE



FRONT VIEW

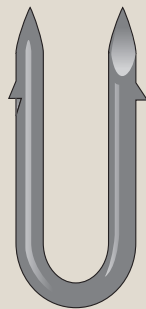
Results In...
WEAK
HOLDING POWER



TOP VIEW

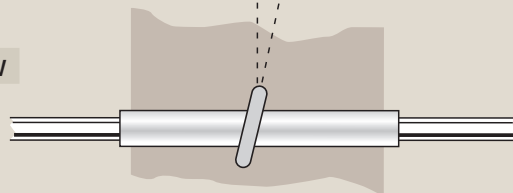
RIGHT SLICED STAPLE

Exposed cut surface on right side, lean 10° right for maximum holding

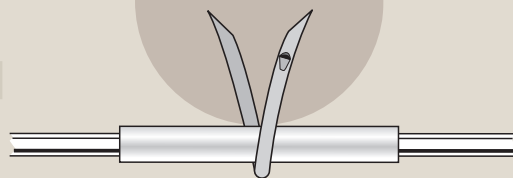


CORRECT ANGLE

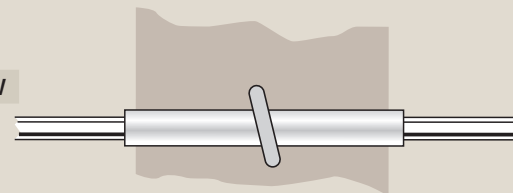
10° Max.



Results In...
STRONG
HOLDING POWER



INCORRECT ANGLE



Results In...
WEAK
HOLDING POWER



For More Details, Tips & Techniques
on Building Fences,
Please visit our website.




horserail
Just...buckle it up!

horserail.com

Copyright © 2021 John Wall, Inc. All Rights Reserved.
Horserail®, Hottop®, Hottop Plus®, Horsecote®, Hotcote®, and Safe-T-Brace
Cable® are registered U.S. trademarks of John Wall, Inc.
Please visit horserail.com for a complete list of trademark and
patent information.



SAFETY FIRST: USE SAFETY EYE GLASSES AND GLOVES.

JW19920_STPIN_0423